

MADE FOR YOU™
For those who take furniture personally

HICKORY CHAIR®



Made To Measure® Table Program

Choose from an assortment of occasional tables, dining tables, desks, pedestal tables and consoles. Choose your leg style and height, then further customize with unique top options. Select from Hickory Chair's finishes or custom match to a finish of your choice. Each piece is made-to-order, by hand, in Hickory, NC. Follow the steps below to create a "Made for You" Table.

1	Choose Your Table Style and Height				
	Cocktail Table 19"H	Side Table 26"H	Dining Table, Desk, Game Table 30"H	Console, Counter Table, Pedestal, 34"H	
BANBURY Maple Frame	 HC4700-51	 HC4701-51	 HC4702-51	 HC4703-51	
CAVENDISH Maple Frame <i>*add 2" to determine overall dimension accommodate for leg shape</i>	 HC4710-51	 HC4711-51	 HC4712-51	 HC4713-51	
CEYLON Maple Frame	 HC9576-51	 HC9577-51	 HC9578-51	 HC9579-51	
COSTIGAN Ash Frame	 HC3076-51	 HC3077-51	 HC3078-51	 HC3079-51	
FINLEY Maple Frame	 HC5376-51	 HC5377-51	 HC5378-51	 HC5379-51	
HEPPLE Maple Frame	 HC4720-51	 HC4721-51	 HC4722-51	 HC4723-51	
HUTTON Maple Frame <i>Choose your metal collar finish: — Antique Brass — Antique Bronze — Antique Silver</i>	 HC176-51	 HC177-51	 HC178-51	 HC179-51	
MILO Maple Frame	 HC2490-51	 HC2491-51	 HC2492-51	 HC2493-51	
TESSA Maple Frame	 HC4750-51	 HC4751-51	 HC4752-51	 HC4753-51	
THORPE Ash Frame	 HC4740-51	 HC4741-51	 HC4742-51	 HC4743-51	



2 Choose Your Width + Depth

Choose your Width from 16" – 72"
Choose your Depth from 16" – 52"
For a width and depth smaller than 16" x 16" and width's beyond 72" and depths beyond 52" submit a "Special Production Request"

____ W + ____ D = ____ Group





3 Add Your Width + Depth Together To Determine Price "Group"

Example: Milo Cocktail Table, HC2490-51 that is 40" W + 28" D = 68, Group 65-79 for price

<ol style="list-style-type: none"> 1. 32-49 2. 50-64 3. 65-79 4. 80-94 5. 95-109 6. 110-124 	}	There are 6 price "Groups"
---	---	----------------------------

4 Choose Your Table Inset Material

The grain direction of the top panel will run parallel to the longest side of the table

SELECT	<input type="checkbox"/> Ash 	<input type="checkbox"/> Beeswing Primavera 	<input type="checkbox"/> Mahogany 	<input type="checkbox"/> Maple  <i>Best for paint</i>	<input type="checkbox"/> Walnut 
PREMIER	<input type="checkbox"/> Colours Leather  <i>See Hickory Chair Website for full offering of "Colours" Leathers.</i>				
LUXE	<input type="checkbox"/> Mappa Burl 				

5 Choose Your Finish

TABLE FRAME FINISH

INSET TOP FINISH

6 Choose Your Custom Embellishment

Choose from a selection of striping options and custom motifs. See Artist's Studio on Hickory Chair website for examples. Please submit a Special Production Request along with a detailed sketch and explanation of your design.

7 Special Construction

Every M2M Table, outlined above, is made-to-order. We welcome custom requests and unique designs that fall outside of the dimensions and materials noted above. Please submit a "Special Production Request" along with a detailed sketch and explanation of your design.

