

HICKORY CHAIR®

TEXTURES CREDENZA™

1

Case

Choose Your Case. All cases are made from American Maple solids and Beeswing Primavera veneers and feature European hinges.



- ☐ Two Door Credenza
HC4600-70C1
W 36" D 20" H 27" (+ base)

Interior: One adjustable shelf behind each set of doors.



- ☐ Four Door Credenza
HC4600-70C2
W 72" D 20" H 27" (+ base)

Interior: One adjustable shelf behind each set of doors.



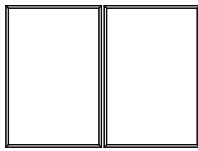
- ☐ Six Door Credenza
HC4600-70C3
W 108" D 20" H 27" (+ base)

Interior: One adjustable shelf behind each set of doors.

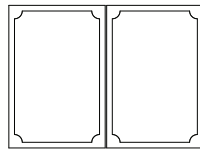
2

Door Face

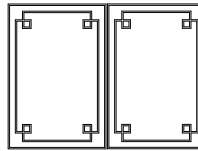
Choose Your Face.



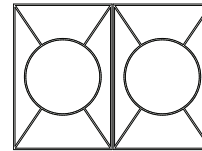
- ☐ (F1) Outside Bead
Species: Maple Solids
with Beeswing
Primavera Veneers,
Hardware Placement:
P1, P2, P3



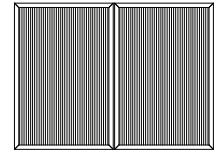
- ☐ (F2) Clip Corner
Species: Maple Solids
with Beeswing
Primavera Veneers,
Hardware Placement:
P1, P2




- ☐ (F3) Greek Key
Species: Maple Solids
with Beeswing
Primavera Veneers,
Hardware Placement:
P1, P2



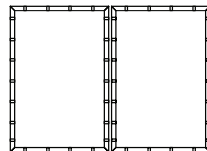
- ☐ *(F4) Circle
Species: Maple Solids
with Beeswing
Primavera Veneers,
Hardware Placement:
P1 Only



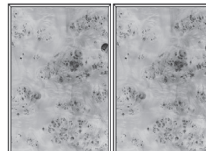
- ☐ (F5) Reed
Species: Luxury
Composite,
Hardware Placement:
P1, P2, P3




- ☐ (F6) Cane
Species: Maple Solid Border
with Natural Cane,
Maple border will be same
finish as the case.
Hardware Placement:
P1, P2, P3



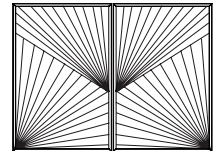
- ☐ (F8) Bamboo
Species: Maple Solids
with Beeswing
Primavera Veneers,
Hardware Placement:
P1, P2, P3



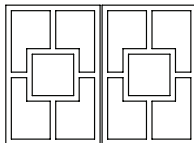
- ☐ (F9) Mappa Burl
with Outside Bead
Species: Maple
Solids with Mappa Burl
Veneer,
Hardware Placement:
P1, P2, P3




- ☐ (F11) Radial Walnut
with Outside Bead
Species: Maple Solids
with Walnut Veneer,
Hardware Placement:
P1, P2, P3



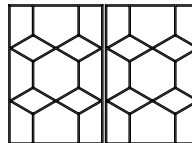
- ☐ (F12) Oak Ribbon
with Outside Bead
Species: Maple Solids
with Oak Veneer,
Hardware Placement:
P1, P2, P3



- ☐ (F13) Fret - A
Species: Maple Solids
with Beeswing
Primavera Veneers,
Hardware Placement:
P1, P3



- ☐ (F14) Fret - B
Species: Maple Solids
with Beeswing
Primavera Veneers,
Hardware Placement:
P1, P2, P3



- ☐ (F15) Fret - C
Species: Maple Solids
with Beeswing
Primavera Veneers,
Hardware Placement:
P1, P2, P3



HICKORY CHAIR®

TEXTURES CREDENZA™

3

Choose Your Base.

Base



Metal Leg - Short
Base height 5"

Overall height with this base 32"

Metal Options:


- ☐ (MSA) Metal Leg Short Antique Brass
- ☐ (MSB) Metal Leg Short Antique Bronze
- ☐ (MSS) Metal Leg Short Antique Silver



(SL) Saber Leg Base
Base height 7"

Overall height with this base 34"

Species: Maple Solids



(PL) Plinth Base
Base height 3"

Overall height with this base 30"
Species: Maple Solids and Veneer



(ARB) Arch Base
Base height 5"

Overall height with this base 32"
Species: Maple Solids and Veneer



Metal Leg - Tall
Base height 8 5/8"

Overall height with this base 35 5/8"

Metal Options:

- ☐ (MAA) Metal Leg Tall Antique Brass
- ☐ (MAB) Metal Leg Tall Antique Bronze
- ☐ (MAS) Metal Leg Tall Antique Silver



(PS) Parson Base with Stretcher
Base height 5 1/2"

Overall height with this base 32 1/2"

Species: Maple Solids



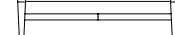
Tapered Base with Ferrule
Base height 7 13/16"

Overall height with this base 33 13/16"

Species: Maple Solids and Veneer

Metal Options:

- ☐ (TPA) Tapered Base Antique Brass Ferrule
- ☐ (TPB) Tapered Base Antique Bronze Ferrule
- ☐ (TPS) Tapered Base Antique Silver Ferrule



(XS) Stretcher Base
Base height 10"

Overall height with this base 36"

Species: Maple Solids

4

Choose Your Hardware. *All are available in Antique Brass, Antique Bronze or Antique Silver, unless otherwise noted.*

Hardware



Knob A

W 1 5/16" D 1"

- ☐ A1 Antique Brass
- ☐ A2 Antique Bronze
- ☐ A3 Antique Silver



Knob B

W 1 5/16" D 1 1/8"

- ☐ B1 Antique Brass
- ☐ B2 Antique Bronze
- ☐ B3 Antique Silver



Knob C

W 7/8" D 1 1/8"

- ☐ C1 Antique Brass
- ☐ C2 Antique Bronze
- ☐ C3 Antique Silver



Knob D

W 1" D 1 7/16"

- ☐ D1 Antique Brass
- ☐ D2 Antique Bronze
- ☐ D3 Antique Silver



Drop Pull G

W 1 3/16" D 7/16" H 1 15/16"

- ☐ G1 Antique Brass
- ☐ G2 Antique Bronze
- ☐ G3 Antique Silver



Drop Pull H

W 1 3/4" D 1 1/16" H 2 3/16"

- ☐ H1 Antique Brass
- ☐ H2 Antique Bronze
- ☐ H3 Antique Silver



Drop Pull N

W 1 1/16" D 3/4" H 2 3/16"

- ☐ N1 Antique Brass
- ☐ N2 Antique Bronze
- ☐ N3 Antique Silver



Knob AC

W 7/8" D 1 3/16"

- ☐ AC1 Antique Brass
- ☐ AC2 Antique Bronze
- ☐ AC3 Antique Silver



Knob AD

W 1 1/2" D 1 3/16"

- ☐ AD1 Antique Brass
- ☐ AD2 Antique Bronze
- ☐ AD3 Antique Silver



Knob AE

W 1 9/16" D 1 1/4"

- ☐ AE1 Antique Brass
- ☐ AE2 Antique Bronze
- ☐ AE3 Antique Silver



Ring Pull AG

W 2" D 1"

- ☐ AG1 Antique Brass
- ☐ AG2 Antique Bronze
- ☐ AG3 Antique Silver



*Acrylic Ball AB1
W 2 1/2" D 2 7/8"

- ☐ Brushed Black Nickel
Finish Only
*(P1) Placement Only



Golden Brass



Silver

*Brass Rosette *Silver Rosette
W 3 1/2" D 1"

- ☐ BR1 Golden Brass Finish
- ☐ SR1 Silver Finish
*(P1) Placement Only

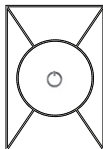
☐ No Hardware

☐ Customer Supplied Hardware

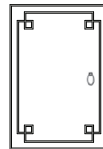
5

Choose Your Hardware Placement.

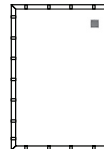
Placement



(P1) Centered



(P2) Centered
on Inner Edge



(P3) Top Interior
Corner of Door

6

Choose Your Personalized Finish.

Select from a multitude of stains or paints and premium leaf finish. You can even select a combination finish with contrasting doors or base. Customize your piece further by adding an Artist Studio™ motif, or optional* embellishment such as striping.
*See Price List for Upcharges.

Finish

